

# referrals

## new referrals for 2000-2001

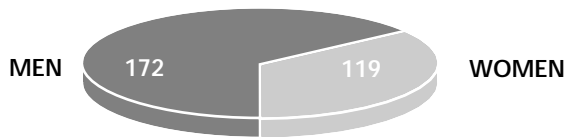
The following figures show the total number of new referrals made to CADAS in 2000 - 2001

These are clients that embark on 1-1 counselling sessions (average number of sessions = 6)


The total no of new referrals for **2000/2001 = 291**

The number of counselling hours in **2000/2001 = 1746**

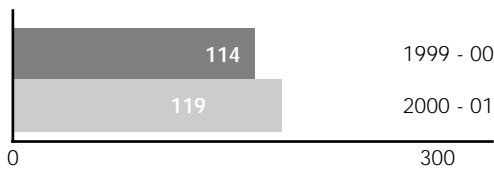
**2000/2001 = 291**



Total no. of male referrals for **2000-2001 was 172**



Total no. of female referrals for **2000-2001 was 119**



Area/Gender	Male	Female	Total
From Carlisle	94	60	154
Penrith	16	14	30
W'haven/W'ington	46	35	81
Kendal	14	9	23
Barrow	2	1	3
<b>Total</b>	<b>172</b>	<b>119</b>	<b>291</b>

Age/Gender	Male	Female	Total
From <16	17	12	29
17/25	48	20	68
26/35	49	22	71
36/45	32	28	60
46/55	16	19	35
56/65	5	6	11
66+	1	4	5
Unknown	4	8	12
<b>Total</b>	<b>172</b>	<b>119</b>	<b>291</b>

Substance Use/Gender	Male	Female	Total
Hallucinogens	11	3	14
Opiates	20	23	43
Depressants (incl. alcohol)	74	75	149
Stimulants	5	2	7
Prescribed drugs	1	3	4
Poly Drug use	32	12	44
Gambling	25	0	25
Unknown	4	1	5
<b>Total</b>	<b>172</b>	<b>119</b>	<b>291</b>

Referral Source	Male	Female	Total
Self	100	83	183
Relative	8	8	16
Friend	3	2	5
GP/Health Worker	17	10	27
Probation	1	3	4
Employer	0	2	2
Education	4	2	6
Social Services	1	2	3
NCABS	5	3	8
Other	33	4	37
<b>Total</b>	<b>172</b>	<b>119</b>	<b>291</b>

Work Status/Sex	Male	Female	Total
Employed	49	35	84
Unemployed	62	36	98
Student	16	12	28
Retired	1	4	5
Homemaker	0	5	5
Sickness	9	4	13
Unknown	35	23	58
<b>Total</b>	<b>172</b>	<b>119</b>	<b>291</b>

